



# AGD641

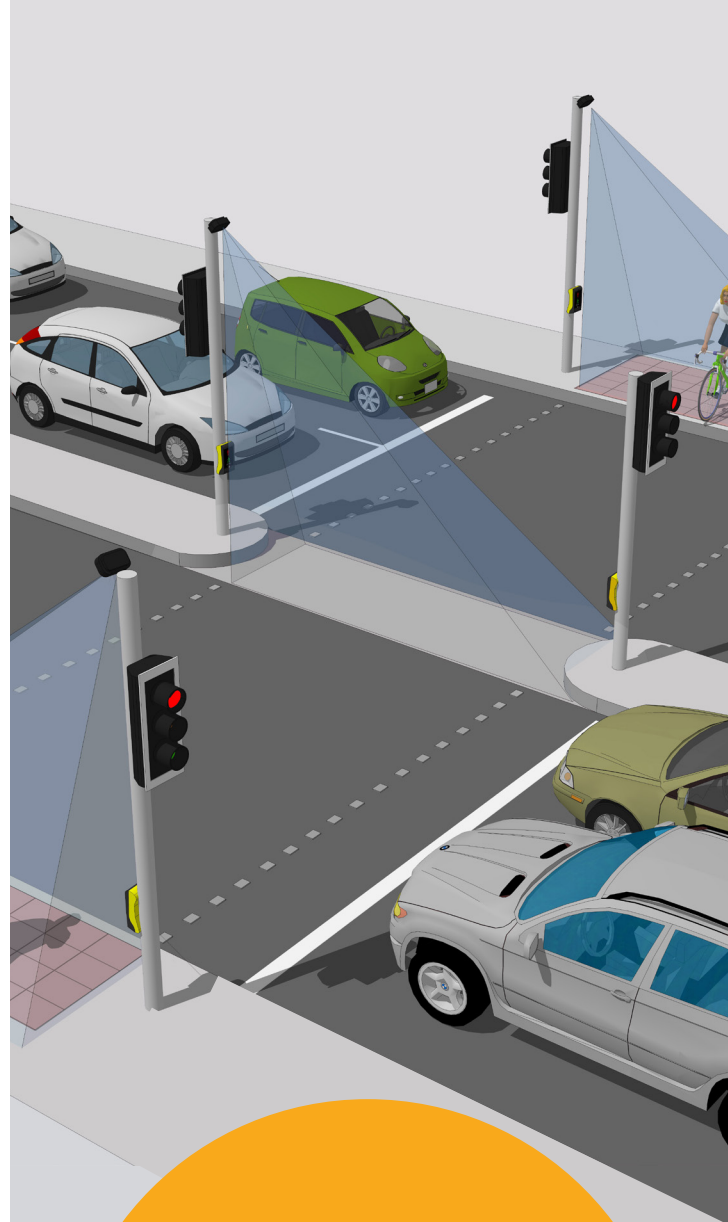
## Pedestrian Detector

**The AGD 641 Pedestrian Detector is a smart, optical, dynamic environment detector that makes crossings safer and more efficient by delivering robust detection day and night within large 4m x 2m zones.**

It is a high-performance, intelligent product that processes information on board with new chip-set and sophisticated algorithms for automated decision-making to provide ultra-reliable detection.

The 641 employs 3D stereo-optics to detect and monitor pedestrians and cyclists waiting to cross the road, so the crossing phase is only called when they are present in the wait area.

It has an outstanding capability to detect people while rejecting shadows, litter, leaves and other small objects like birds in the zone.



## KEY FEATURES

- 4 x 2m zone for monitoring the pedestrian wait area – enhances safety and efficiency of the crossing
- 3D stereo vision with self-IR illumination of zone for enhanced night-time detection
- Flexible polygon tool allows quick zone configuration
- Easy WiFi AGD Touch-setup – speeds installation and reduces risk
- Compatibility with old and new controllers makes the AGD641 an ideal solution for any site

# AGD641

## Pedestrian Detector

### AGDTOUCH


WiFi 3 Click Setup

#### WiFi AGD TOUCH-SETUP WITH FLEXIBLE POLYGON ZONE TOOL

The 641 is quick to set up using any WiFi device – smart-phone, tablet or laptop – with its unique & secure AGD Touch-setup that allows installers to configure the device in three simple steps:

1. Name device
2. Select zone
3. Click to calibrate

Multiple AGD detectors may be set up at the same time from a safe position on the ground, or in a vehicle up to 30m away. Conveniently, the 641 can be adjusted for zone changes just as quickly in the same way.

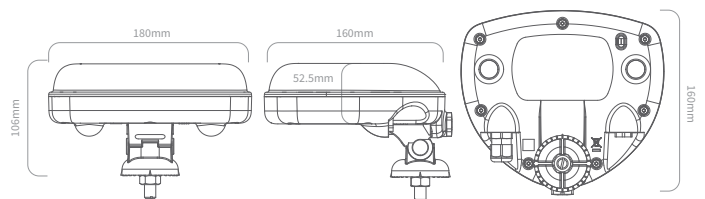


Flexible AGD polygon zone tool

#### PRODUCT SPECIFICATION

Technology	AGD 3D HD Optical Stereo Vision
Detection Zone	4m x 2m (mounted @4m)
Mounting Height	3–4m (3.5m nominal)
Power Supply	12 – 24V AC/DC or 230V AC
Power	3.36W @ 24V DC @ 140mA
WiFi Frequency / Power	Frequency range (MHz): 2412–2472
Detect Output	Single Opto
LED Indication	Front LEDs for detect and WiFi connection
Housing Material	Black Polycarbonate
Sealing	IP55 & NEMA 250 4X
Operating Temp	–34°C to +74°C
Configuration	WiFi AGD Touch Setup
Lux Level	In-built IR illuminator for low light/night time
Dimensions	W 181mm x D 160mm x H 106mm (Sun Shield Variant: W 196mm x D 175mm x H 110mm)
Weight	500g (Sun Shield Variant: 620g)
Complies With	EMC: BS EN 50293:2012, EN 301 489-17, EN 301 489-1 Health & Safety: BS EN 62368, EN60950-22, EN 62311 Spectrum: EN 300 328 RoHS: EN 50581 Other: TOPAS 2507A, NEMA TS 2 2016
Patent No.	GB 2448617

#### DIMENSIONS



#### TESTED AND AGD CERTIFIED

All AGD products are Tested, Calibrated and AGD Certified so customers know that all devices will perform exactly as described.

**AGD**<sup>®</sup> | SAFER  
GREENER  
MORE EFFICIENT  
**AUSTRALASIA**

**AGD Systems Pty Ltd**

U 17/15 Valediction Road  
Kings Park, NSW 2148

**Tel:** +61 (0) 2 9653 9934

**Email:** Admin@agd-systems.com.au

**Web:** agd-systems.com.au